

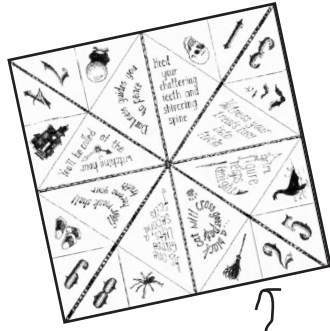

Halloween Fortune Teller

by Deena Warner


Want to learn what's in store for you this spooky holiday?
Build a fortune teller and reveal your fate! Instructions on page 2.



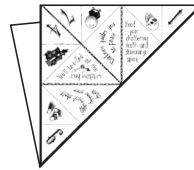
Step 1: Cut out the artwork.



You only need this square.


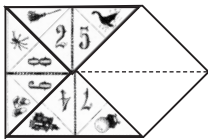
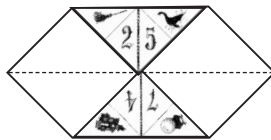
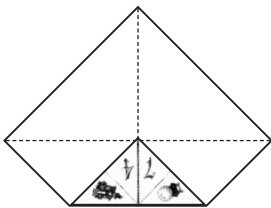


Step 2A: Fold in half diagonally, with art on the outside.

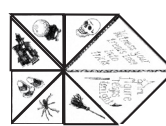


Step 2B: Unfold. Then fold in half diagonally the other way.

Step 3: Unfold. Fold each corner into the middle.



Step 4: Turn the fortune teller over. Fold each corner into the middle.



Step 5: Fold in half along the horizontal and vertical lines.



Fold up



Fold left



Step 6: Get'cher fingers in there and pop out the corners to make this shape!



What next?

For an instructional video, visit <https://www.youtube.com/watch?v=phr8swRFLq0>